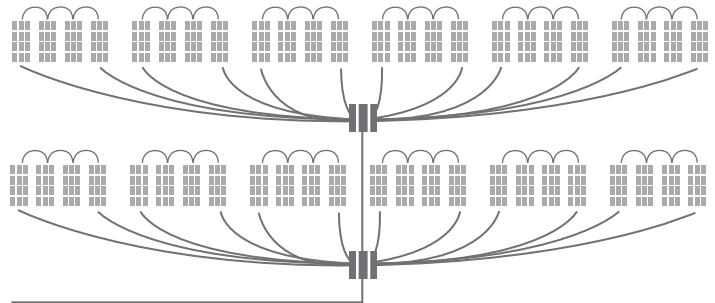


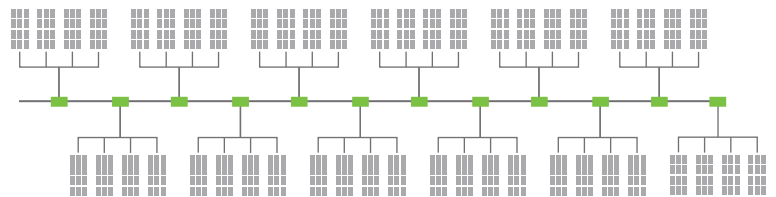
# PRODUCT OVERVIEW

## THE POWER OF PARALLEL SOLAR

### *Traditional Series Solar*



### *Parallel Solar*



### **Reduce Installed Cost**

Parallel architecture simplifies the system design, reducing the amount of wire, combiner boxes, and labor required to install a system. In many systems, the vBoost solution pays for itself through its installed cost reduction.

### **Optimize Inverter Performance**

The inverter gets exactly the voltage level that it needs, with no need for direct communication with the vBoost boxes. It no longer has to deal with voltage swings as the system's temperature and insolation change.

## THE POWER OF DISTRIBUTED POWER POINT TRACKING

### **Increase Energy Harvest**

Our distributed MPPT corrects for panel mismatch caused by panel variation, shading, soiling, or degradation. Depending on the system, harvest can provide 5-30% incremental energy.

### **Manage the system more effectively**

Panel-level analytics enable more effective system management. Streamline operations & maintenance, more accurately predict performance & failure, and prevent module theft.

### **Reduce system risk through increased visibility**

Module-level visibility guarantees that all components of the system are working to their rated output. This makes the long-term system performance more predictable.



*The smart path to clean energy*

## eiQ ENERGY'S VBOOST UNIT LIES AT THE HEART OF PARALLEL SOLAR

### DISTRIBUTED POWER POINT TRACKING

- Impedance - matching MPPT
- Incremental energy harvest of 5-30% depending on site conditions

### COMMUNICATIONS


- Panel - level intelligence, sent over power line to central comm. module
- Data includes current, voltage, power, temperature - at 15 minute intervals

### CONSTANT-VOLTAGE DC BUS

- Voltage is set by inverter to maintain peak efficiency
- vBoost feeds current out at the bus voltage

### HIGH-VOLTAGE BOOST

- The core innovation which enables Parallel Solar
- Deliver a voltage boost, with peak efficiency of 98%



Electrical Specifications	vBoost350	vBoost250
<b>Input</b>		
Maximum Input Power	350W	250W
Maximum Input Voltage	100V	50V
Minimum Input Voltage	30V	20V
Maximum Input Current	10A	10A
<b>Output</b>		
Maximum Output Power	350W	250W
Output Voltage Range	290V-350V (set by inverter)	290V-350V (set by inverter)
Maximum Output Current	1.25A (internal current limit)	1.25A (internal current limit)
Output Fuse Rating (internal)	1.5A	1.5A
Conversion efficiency (peak)	97-98%	97-98%
Interconnect Cable	10 AWG USE-2	10 AWG USE-2
<b>Compliance</b>		
	UL1741/IEEE1547 CSA107.1, CE, FCC P15 EMI Input/Output Filters FCC Class D	UL1741/IEEE1547 CSA107.1, CE, FCC P15 EMI Input/Output Filters FCC Class D
<b>Mechanical</b>		
Dimensions: inches (cm)	8" x 3" x 2" (20.3 x 7.6 x 5.1)	8" x 3" x 2" (20.3 x 7.6 x 5.1)



(800) 967-6917

[www.dcpower-systems.com](http://www.dcpower-systems.com)



525 Race Street, Suite 260  
San Jose, CA 95126

[www.eiqenergy.com](http://www.eiqenergy.com)